

HNVN



Standard couplings for industrial applications,
Japanese market interchange.

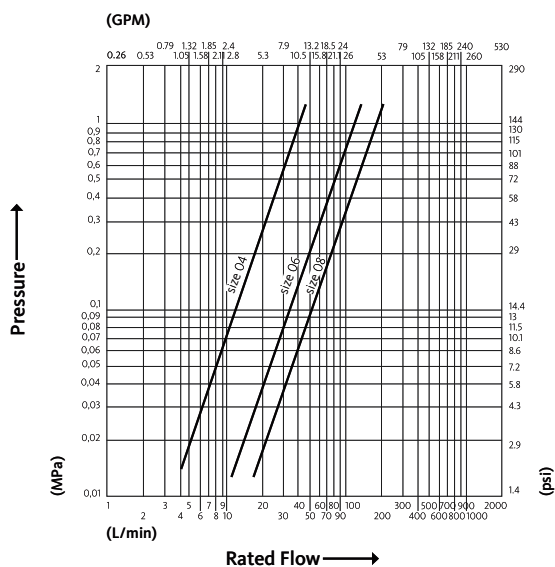
Standard couplings for industrial applications,
interchangeable for Japanese market.



Applications



Pressure Drop



Test performed according to ISO 18869

Technical Specifications

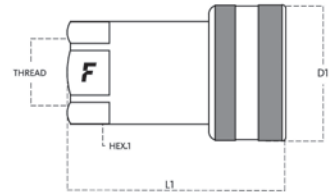
| dash | Size mm | inch | Working Pressure (MPa) | Flow Rate (l/min) | Spillage (ml) | Force to Connect (N) | Burst pressure (MPa) | | |
|------|------------|------|---------------------------|----------------------|------------------|-------------------------|----------------------|--------|------------------|
| | | | | | | | Male | Female | Male + Female |
| 04 | 6.3 | 1/4" | 45 | 17 | 1 | 65 | 180 | 200 | 180 |
| 06 | 10 | 3/8" | 30 | 50 | 1.5 | 85 | 130 | 120 | 180 |
| 08 | 12.5 | 1/2" | 35 | 75 | 2.8 | 97 | 140 | 140 | 150 |

| | |
|----------------------|----------------------------|
| Material | Steel |
| Seals | NBR |
| Working temperatures | - 25 °C to + 125 °C |
| Surface treatment | MATE 500 (CrIII) |
| Series Interchange | MARKET |

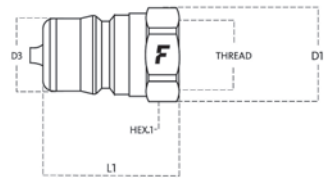
| | |
|---------------------------|--------------------------|
| Valve Type | Poppet |
| Connection | Sleeve Retraction |
| Disconnection | Sleeve Retraction |
| Connection Under Pressure | Not Allowed |



HNVN



| Size | | Thread details | | | FEMALE | | | | | | | |
|------|------|----------------|----------------|---------------------|---------------|-----------------|------|------|------|------|------|--|
| mm | inch | Thread Type | Standard | Thread | Part Number | L (L1 + Thread) | | D1 | | HEX1 | | |
| | | | | | | mm | inch | mm | inch | mm | inch | |
| 6.3 | 1/4" | F JPT | UNI EN 10226-2 | RC 1/4 FEMALE (JPT) | HNVN 14 JPT F | 51 | 2.01 | 28.2 | 1.11 | 19 | 0.75 | |
| 6.3 | 1/4" | F BSPP | ISO 1179-1 | BSPP 1/4" FEMALE | HNVN 14 GAS F | 51 | 2.01 | 28.2 | 1.11 | 19 | 0.75 | |
| 10 | 3/8" | F BSPP | ISO 1179-1 | BSPP 3/8" FEMALE | HNVN 38 GAS F | 64 | 2.52 | 35 | 1.38 | 24 | 0.94 | |
| 12.5 | 1/2" | F JPT | UNI EN 10226-2 | RC 1/2 FEMALE (JPT) | HNVN 12 JPT F | 71 | 2.8 | 44 | 1.73 | 30 | 1.18 | |
| 12.5 | 1/2" | F BSPP | ISO 1179-1 | BSPP 3/4" FEMALE | HNVN 12 GAS F | 71 | 2.8 | 44 | 1.73 | 30 | 1.18 | |



| Size | | Thread details | | | MALE | | | | | | | | |
|------|------|----------------|----------------|---------------------|---------------|-----------------|------|------|------|------|------|------|------|
| mm | inch | Thread Type | Standard | Thread | Part Number | L (L1 + Thread) | | D1 | | D3 | | HEX1 | |
| | | | | | | mm | inch | mm | inch | mm | inch | mm | inch |
| 6.3 | 1/4" | F JPT | UNI EN 10226-2 | RC 1/4 FEMALE (JPT) | HNVN 14 JPT M | 33 | 1.3 | 21 | 0.83 | 14.2 | 0.56 | 19 | 0.75 |
| 6.3 | 1/4" | F BSPP | ISO 1179-1 | BSPP 1/4" FEMALE | HNVN 14 GAS M | 33 | 1.3 | 21 | 0.83 | 14.2 | 0.56 | 19 | 0.75 |
| 10 | 3/8" | F BSPP | ISO 1179-1 | BSPP 3/8" FEMALE | HNVN 38 GAS M | 39 | 1.54 | 24.5 | 0.96 | 18.2 | 0.72 | 22 | 0.87 |
| 12.5 | 1/2" | F JPT | UNI EN 10226-2 | RC 1/2 FEMALE (JPT) | HNVN 12 JPT M | 44 | 1.73 | 30 | 1.18 | 24.3 | 0.96 | 27 | 1.06 |
| 12.5 | 1/2" | F BSPP | ISO 1179-1 | BSPP 3/4" FEMALE | HNVN 12 GAS M | 44 | 1.73 | 30 | 1.18 | 24.3 | 0.96 | 27 | 1.06 |

